



Product Release Notes 14.2

March 16th, 2019

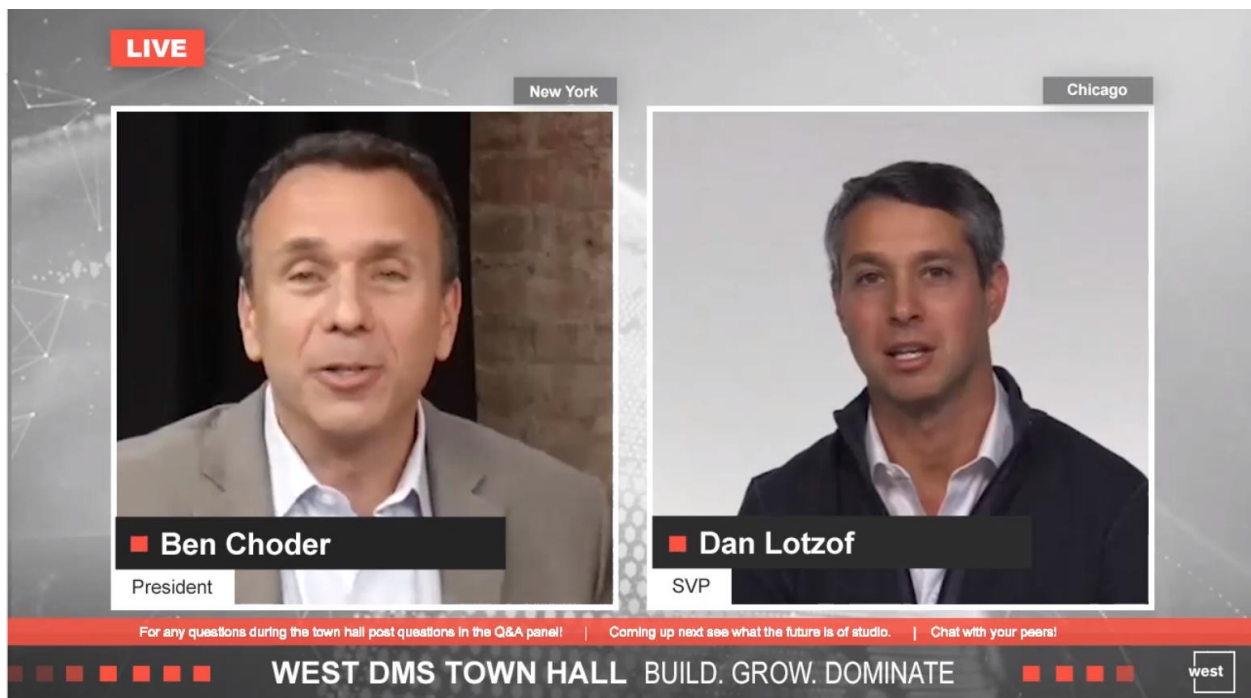
Studio



NEW FEATURES

Scene Backgrounds

The ability to upload a scene background has been added within the Scene Designer, providing the ability to fully customize your scenes, with your background, sources, and overlays. There are now several background scenes that have been added to the scene library. Background can consist of an image, gif, or video.

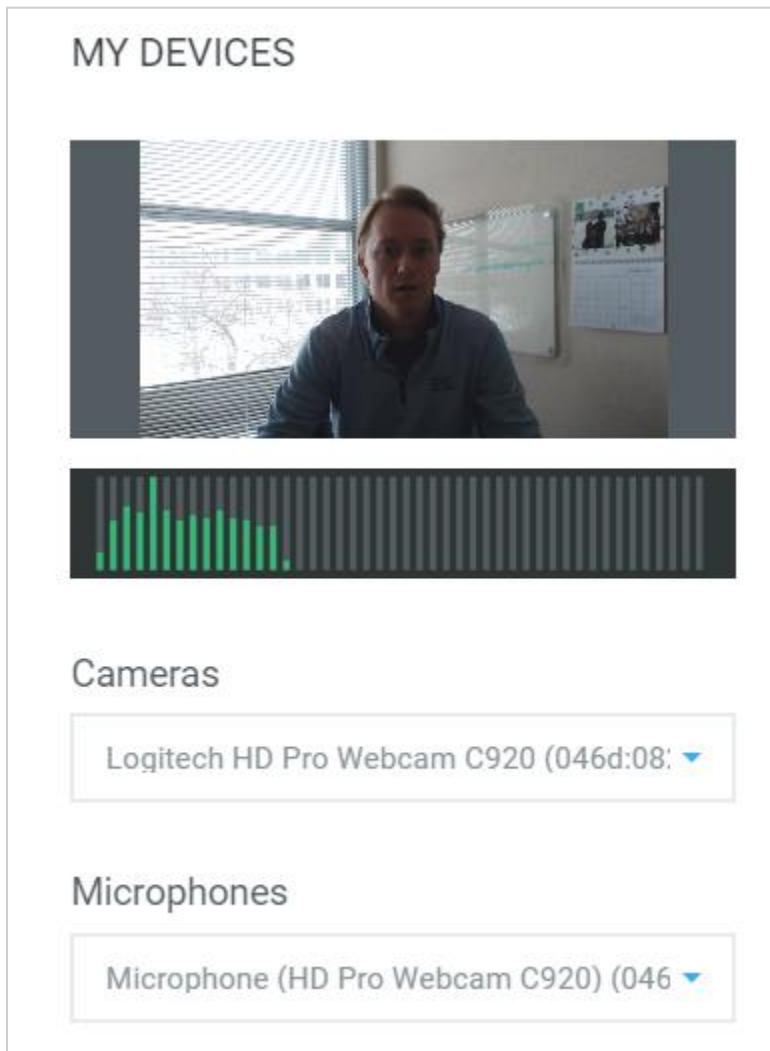




Audio Indicator

Within the presenter console, an audio indicator has been added within the “My Devices” section of a connected webcam source. This visual representation of your audio feed provides speakers with the reassurance that their audio device is connected and streaming to the audience.

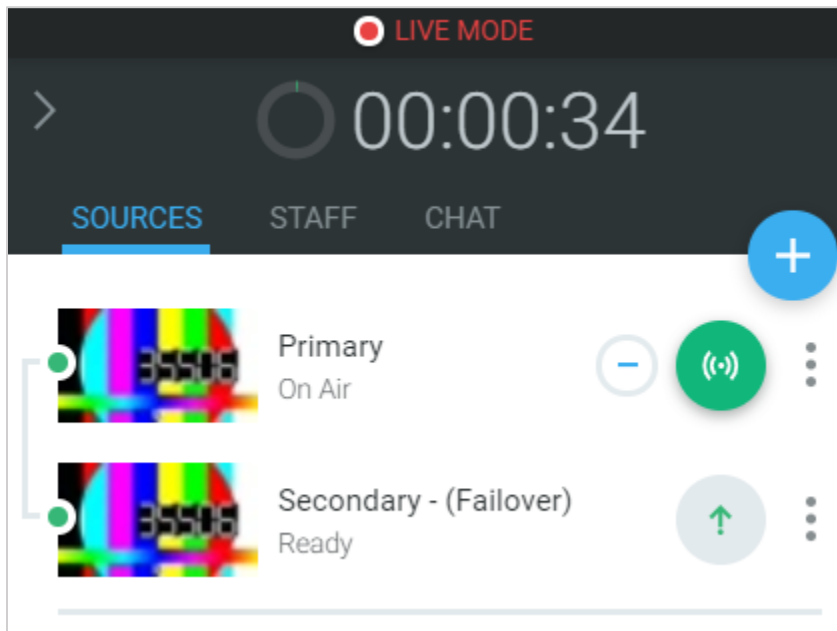
Note: Only the connected speaker can view the status of their audio feed.





Audio/Video Failover

Within the sources, you have the ability to create a failover source for any telephony or encoder source type. This provides a dual video/audio stream with heartbeat monitoring and an automatic failover for your webcast, giving you the reassurance that should your primary telephony or encoder feed go down, it will automatically switch to the failover source without any interruption to your webcast.






Mix/Minus Audio Control

A new feature has been added to a webcam source that allows you to pair an encoder feed to a staffer. This solves an audio challenge when you have an encoder sending a feed into Studio and a presenter is in the same room connected as a source, the sound from the presenter is being picked up by the encoder which is heard through the presenter's computer speakers causing dual feeds to be heard. By pairing an encoder feed to a staffer, the audio from that encoder will be removed from that staffer's feed.

Mix/Minus Encoder Audio

Primary Encoder 

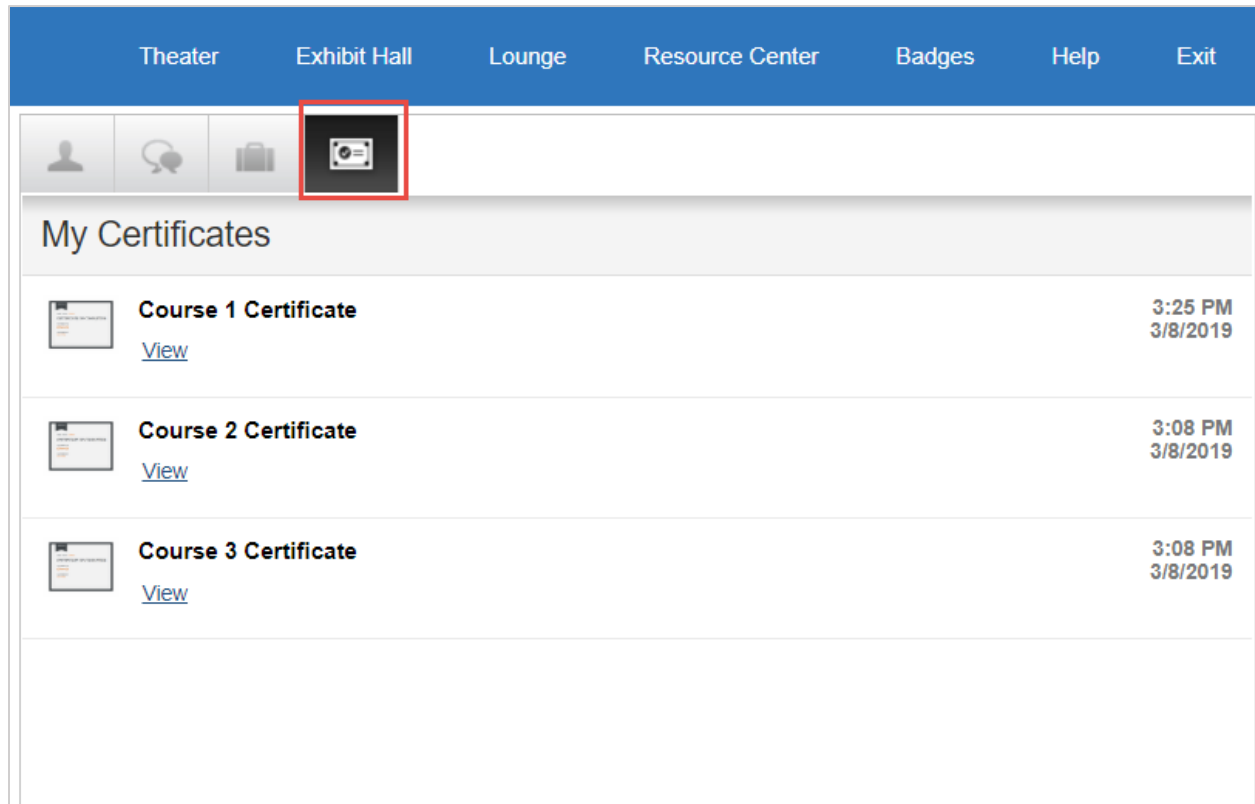
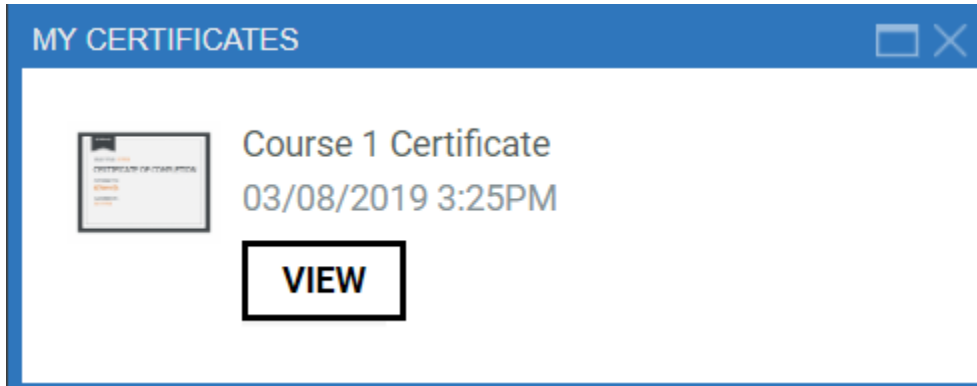
Select the encoder to remove its audio from this staffer's feed.





Certificate Panel

A new panel option has been added to display the certificate(s) a viewer has earned, providing an easy way for viewers to go back into an on-demand webcast at any time and retrieve their certificate. Additionally, this panel can also be enabled within a user profile which is extremely beneficial during a Virtual Event so an attendee can access their profile to view and save their certificates earned across the entire event.





Ramp Integration

Enterprise Studio customers now have the option of using Ramp for secure and reliable high-quality streaming over the customer's internal network. Ramp specializes in optimizing the distribution of video behind the firewall to significantly reduce bandwidth consumption and alleviate network congestion for the best quality viewing experience. Studio has integrated with both the Multicast+ and OmniCache products offered up by Ramp.

Please contact your account representative to learn more about Ramp's eCDN offering.

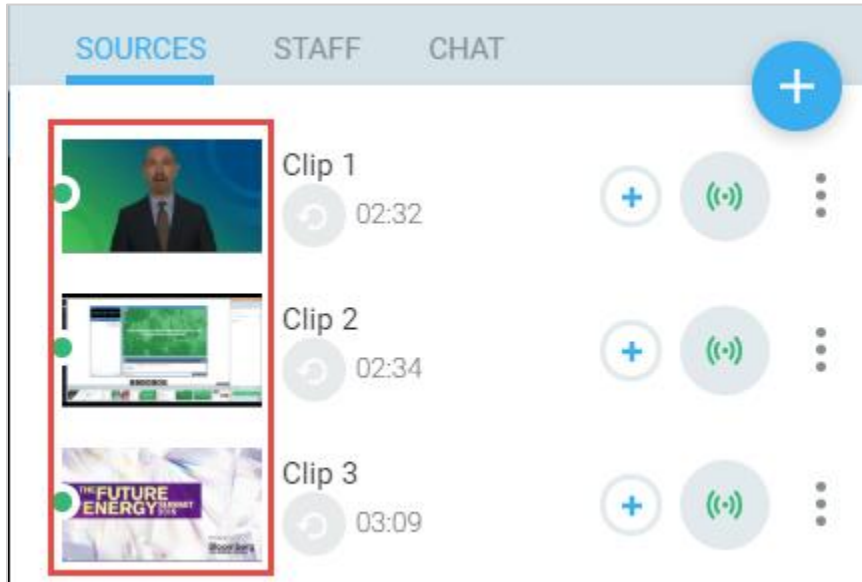




UPDATES

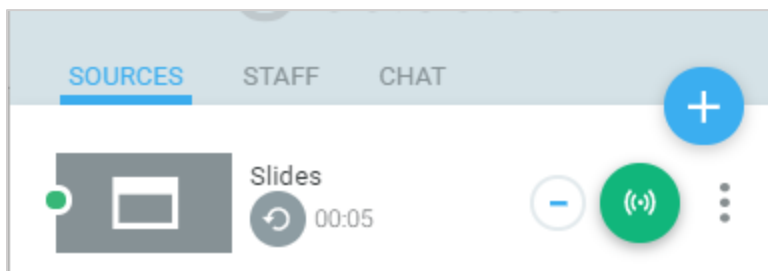
Video Thumbnails

When uploading a media file as a source, Studio is now generating a thumbnail from the first couple frames of the video providing staffers with a quick snapshot. This is beneficial when having to switch between multiple videos that may not be named uniquely.



Video Slides in PIP mode

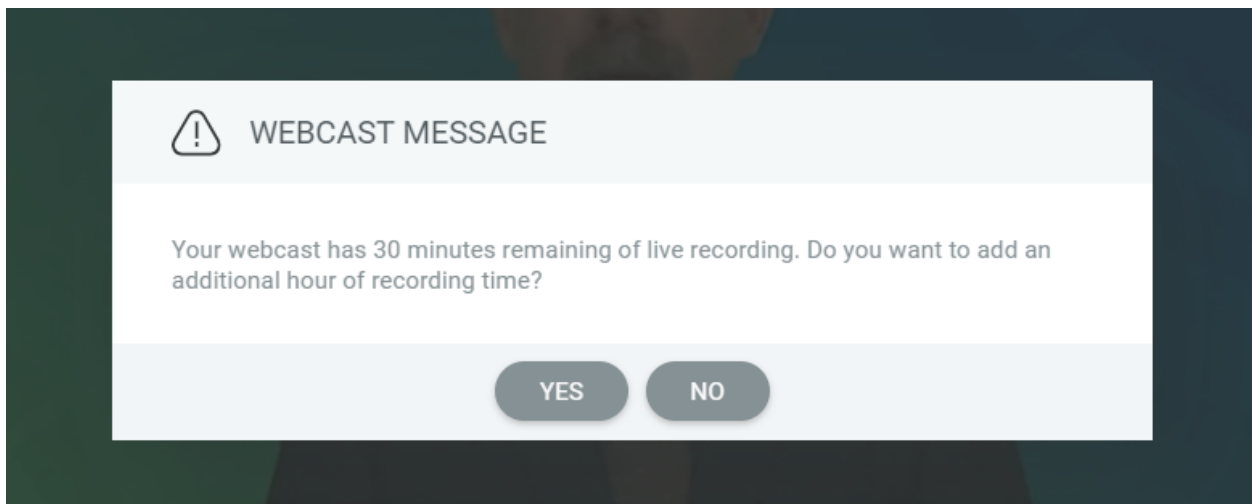
When adding slides as a source and placing them into the media stream, any video slide will now display both a countdown timer and restart button. This gives Staffers and Speakers a visual indicator to know when the video slide is coming to end so they can prepare to advance to the next slide.





Webcast Duration Notification

A notification has been added to the Studio console that will notify Staffers when the webcast is within 30 minutes of the max recording time, a message will appear with a button that reads "Your webcast has 30 minutes remaining of live recording. Do you want to add an additional hour of recording time?". When "Yes" is selected, an additional hour will be added to the maximum recording time. Only Staffers who have the staffer right "Start/Stop & Extend Webcast Recording" will see this message.





WEBCASTING SETUP

NEW FEATURES

Report Builder

A new report has been added to the reporting portal for Studio, called “Report Builder”. This report provides webcast owners with the ability to create one report that displays a single row of activity for each viewer across the entire webcast. The report can consist of all the users’ registration, login, and activity (polls, handouts accessed, group chats, Q&A) data that occurred for the specific webcast. When running the report, it will always download directly into an Excel file.

REPORT BUILDER

Title

Filter By

From Date/Time

To Date/Time

Note: These filters are based upon when the user registered for the webcast.

REGISTRATION FIELDS

<input checked="" type="checkbox"/> First name	<input type="checkbox"/> Phone	<input type="checkbox"/> Country
<input checked="" type="checkbox"/> Last name	<input type="checkbox"/> Address	<input type="checkbox"/> Time zone
<input checked="" type="checkbox"/> Email	<input type="checkbox"/> City	<input type="checkbox"/> Language
<input type="checkbox"/> Company name	<input type="checkbox"/> State	
<input type="checkbox"/> Job title	<input type="checkbox"/> Postal code	

USER LOGIN DATA

<input checked="" type="checkbox"/> Viewed webcast	<input checked="" type="checkbox"/> Live view duration
<input checked="" type="checkbox"/> Viewed live	<input checked="" type="checkbox"/> Number of on demand views
<input checked="" type="checkbox"/> Viewed on demand	<input checked="" type="checkbox"/> On demand view duration
<input checked="" type="checkbox"/> First view date/time	<input type="checkbox"/> Total views
<input checked="" type="checkbox"/> Number of live views	<input type="checkbox"/> Total view duration

USER TECHNICAL DATA

<input checked="" type="checkbox"/> Registration date/time	<input checked="" type="checkbox"/> Browser
--	---

USER INTERACTIVITY

<input type="checkbox"/> Number of questions asked	<input type="checkbox"/> Number of surveys responded to
--	---

CANCEL SAVE SAVE & RUN REPORT

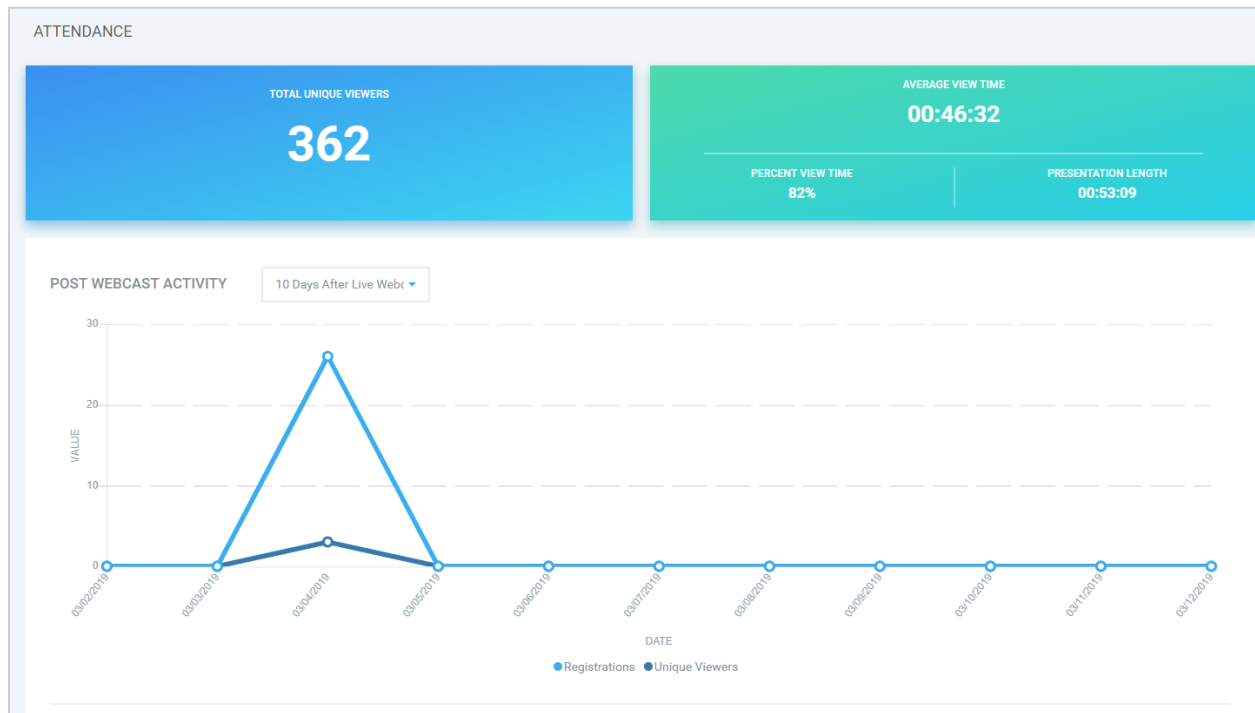




Registration and Attendance Reports

There are two new reports now available in the Studio reporting portal, the **Registration** and **Attendance** reports. These reports are updated versions of the existing Registration and Attendance reports, that will soon be phased out. The graphs on these reports have been enhanced and the data has been streamlined and optimized.

NOTE: These new reports have been added to the Studio template. If you need these reports added to your existing templates, please contact your account representative.




UPDATES



Event Diagnostics

The diagnostic information for a webcast has been updated to include the SIP address, providing an easy way for administrators to copy the SIP address when looking to send it to a user who is looking to connect their video conferencing system to Studio. Additionally, the SIP address has been added to diagnostic information within the Studio presenter console.



DIAGNOSTIC INFORMATION

<p>Company INXPO - Product - STUDIO Tenant</p> <p>Company Key 2366</p> <p>Show Key 28782</p> <p>Event Key 193307</p> <p>Max Run Time 45:00</p>	<p>Early Entrance Minutes 30</p> <p>Show Package Key 54194</p> <p>Media Duration 00:03:32</p> <p>Exit Action & Target None / This window</p> <div style="border: 2px solid red; padding: 5px; margin-top: 10px;"><p>SIP Address e193307s28782@stage- ing.onlinexperiences.com</p></div>
--	---



VIRTUAL EVENTS



NEW FEATURES

Attendee Activity Report

A new attendee activity report has been developed for Virtual Events. This report summarizes the activity of all attendees across the entire event. For optimization, a notification will be sent to a designated email address with a link to download the report. The download link to the report will remain active for one year from the date it was generated.

Below is the data that will be included in this report:

- # of unique webcasts viewed (unique webcasts viewed)
- A column per webcast displaying whether the attendee viewed Live, On Demand, Both, or Did not view
- # of unique booth/space visits
- A column per space displaying whether the attendee visited or not
- # of unique documents/links viewed
- A column per handout displaying whether the attendee viewed or not
- # of polls responded to
- # of badges earned
- # of surveys responded to

ATTENDEE EVENT ACTIVITY

This report often takes time to process. Because of this, we will email the report to a designated email address when it is complete.

Email Address

PROCESS REQUEST



Video Portals

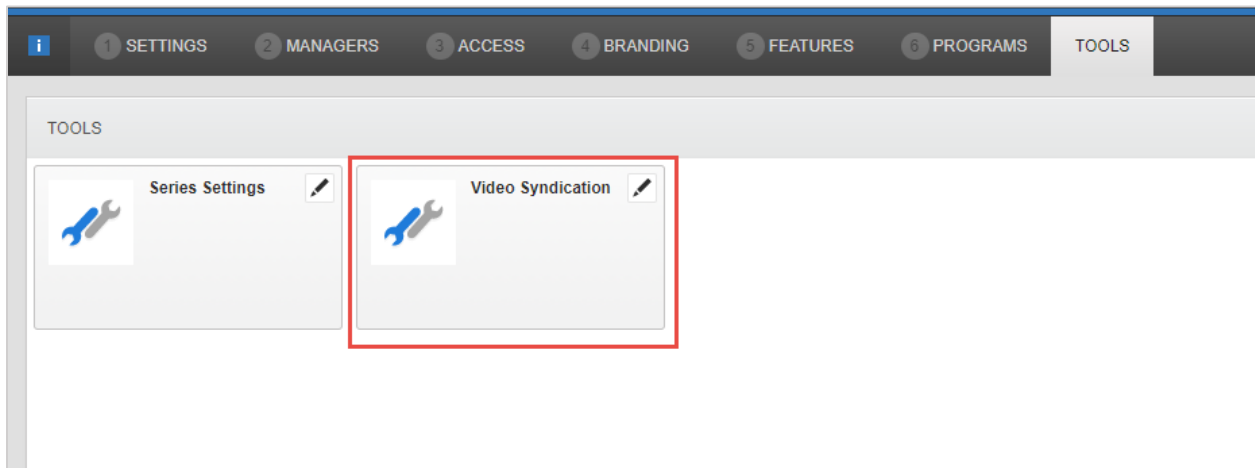


NEW FEATURES

Channel Level Video Syndication

Video Syndication has been added at the channel level within Video Portals. Previously this was only available to station administrators, by giving channel managers access enables them to determine which programs from their channel they want to make available for syndication. Additionally, channel managers will be able to access the embed code for the programs they have enabled for syndication.

NOTE: Only programs that were created from within the channel will be shown in the syndication list.



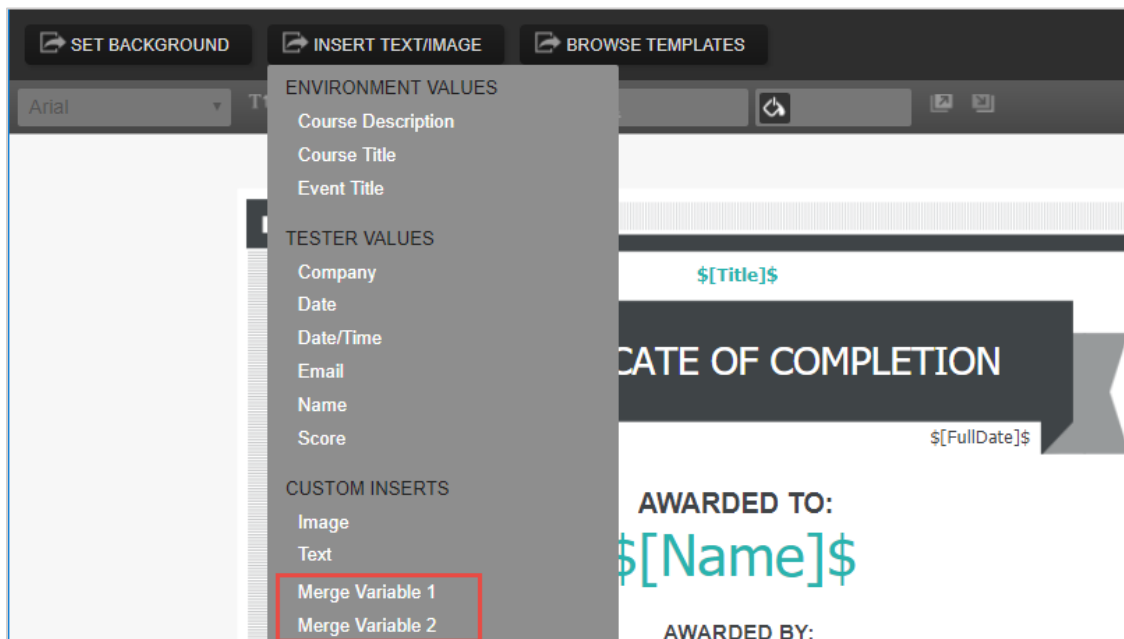
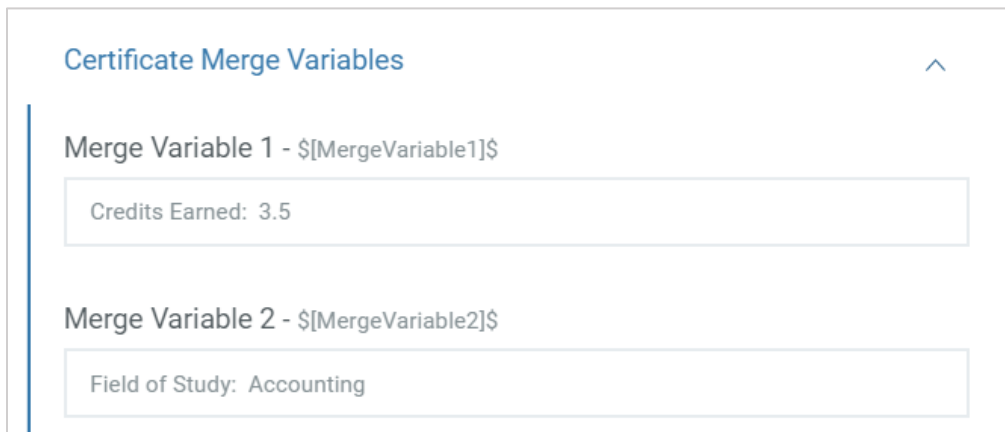
CROSS-PLATFORM FEATURES



New Features

Certificate Merge Variables

The ability to add custom merge variables onto certificates has been added across all products (Studio Webcasting, Virtual Events, and Video Portals). This provides clients who today must create a certificate per webcast, the ability to have 1-2 certificate templates and have the merge variables automatically parsed onto the certificate. Additionally, merge variables can be created for a specific account/tenant. For more information on how to enable merge variables for your account please contact your account representative.





Login by IP Address

The login restrictions/exemptions have been updated to now allow for specifying specific IP addresses that are provisioned to log into the event/webcast. The IP addresses can be configured by entering an address range, by CIDR Mask, or by a specific IP address.

ALLOWED IP ADDRESSES

Address Type

Address Range

IP Address

required

To IP Address

required

Multiple SAML Identity Providers

The login authentication for Single Sign-On has been updated to allow multiple SAML identity providers for a single event/webcast. This new feature would prompt the user with a list of identity providers. Once chosen, the authentication Request will be sent to the appropriate one. Some customers may want this feature permanently, and other customers may want this while merging companies' systems.

SSO Definition Listing			
Active	Description	Issuer	URL
<input checked="" type="checkbox"/>	SSO - 5851	Internal Access	https://qa.onlinexperiences.com/Launch/SSO.htm?UniqueID=111111-2222-4F71-98C7-asdfsadfsdf53&ShowKey=11266
<input checked="" type="checkbox"/>	SSO - 5851	Partner Access	https://qa.onlinexperiences.com/Launch/SSO.htm?UniqueID=222222-F908-425E-B894-3244sdf343405D&ShowKey=11266





New External API: Course Completion

This new API will return details for who took and/or completed the course. There are options for specifying a date range, as well as whether to list the courses themselves. Additionally, this API has a unique feature that it can return data across multiple events/webcasts (ShowKeys).

Updates

CPE Metrics Report

The CPE metrics report has been optimized into a stock report within the reporting portal which now exports directly to XLSX, XLS, CSV formats. Additionally, a filter screen has been added to the report which allows for returning the CPE metrics across all webcasts within a virtual event or for a specific webcast in that virtual event.

Note: All existing CPE metric reports have been updated to use the newly optimized version.

A screenshot of a web application interface titled "CPE METRICS REPORT". The interface contains two dropdown menus. The first dropdown menu is labeled "(All)" and currently displays "(All)". The second dropdown menu is labeled "Format" and currently displays "XLSX". At the bottom right of the form area, there is a blue button with the text "RUN REPORT".



Password Policy

The password policy feature has been updated so the policy rules will now apply to all system administrator passwords in addition to attendee/sponsor user passwords. Additionally, the password policy can now be applied to a specific user type (All, Sponsors/Attendees Only, System Administrators Only).

Required User Types
Select which user type(s) the password policy will apply to.

Sponsors and Attendees ▼

Minimum length
5 (0 = default 1 character)

Maximum length
6 (0 = default 80 characters)

Must be alpha-numeric (contains at least 1 letter and 1 number Ex: 25rt4)

Prevent all-numeric passwords (contains only numbers Ex: 11111)

Prevent same-character passwords (contains a run of the same character Ex: aaaaa)

Prevent use of passwords in system dictionary (Don't allow the use of common words Ex: password)

Prevent a user's login ID from appearing in their password

Account Lockout
Lock account after 0 unsuccessful attempts (0 = no limit) within a 0 minute period.
In addition to the Tenant and Event Contacts, send notifications of lockout the following email address:

Logout Process

The logout process has been enhanced to now automatically logout a user from their secondary device if they attempt to login from another device. For example, if a user is logged in on a mobile device and then authenticates into an event on their desktop device, their mobile session will be automatically terminated.





Social Sharing

The social sharing widget has been updated to include a “Copy Link” option, providing a simple way for users to share content through copying and pasting a link.



TECHNICAL REQUIREMENTS

You can find the technical requirements for the West platform by clicking on the below link. **These requirements will be updated on 3/16/19.**

[TECHNICAL REQUIREMENTS](#)

Upcoming 2019 Release Schedule

Release	Time
June 22, 2019 – Release 14.3	6am CT until 10am CT / 11am GMT until 3pm GMT
September 21, 2019 – Release 14.4	6am CT until 10am CT / 11am GMT until 3pm GMT
December 14, 2019 – Release 14.5	6am CT until 10am CT / 11am GMT until 3pm GMT