

Streaming Product Release Notes 14.5 December 14th, 2019

Studio

New Features

Peer5 Integration

Studio has added Peer5 as another eCDN partner. Peer5 provides customers a solution for delivering high-quality streaming across their network without the need of installing software through their peer-to-peer (P2P) technology. Peer5 offloads the bandwidth required to stream video by utilizing its P2P technology to deliver live video to a large scale of users across the same network.

If you are interested in learning more about how your company can utilize Peer5 to help with bandwidth constraints, please contact your Intrado account representative.



14.5 Release Notes – Available December 14, 2019


Webcast Media Download

The Studio media download feature has been enhanced to allow for two new options.

MP3 Export – The ability to export the mp3 audio file of the webcast is now available, providing webcast owners with the option to stream the audio only file as a podcast or to make it available for download from their website.

Subtitles – The option to include subtitles within the media download feature has been added. Each download of the media can be configured to include a separate subtitle track. Additionally, the webcast recording feature has also been updated with the option to include subtitles.

GENERATE MEDIA EXPORT



Configuration

Audio Only

Subtitles

Subtitle Track

Chinese

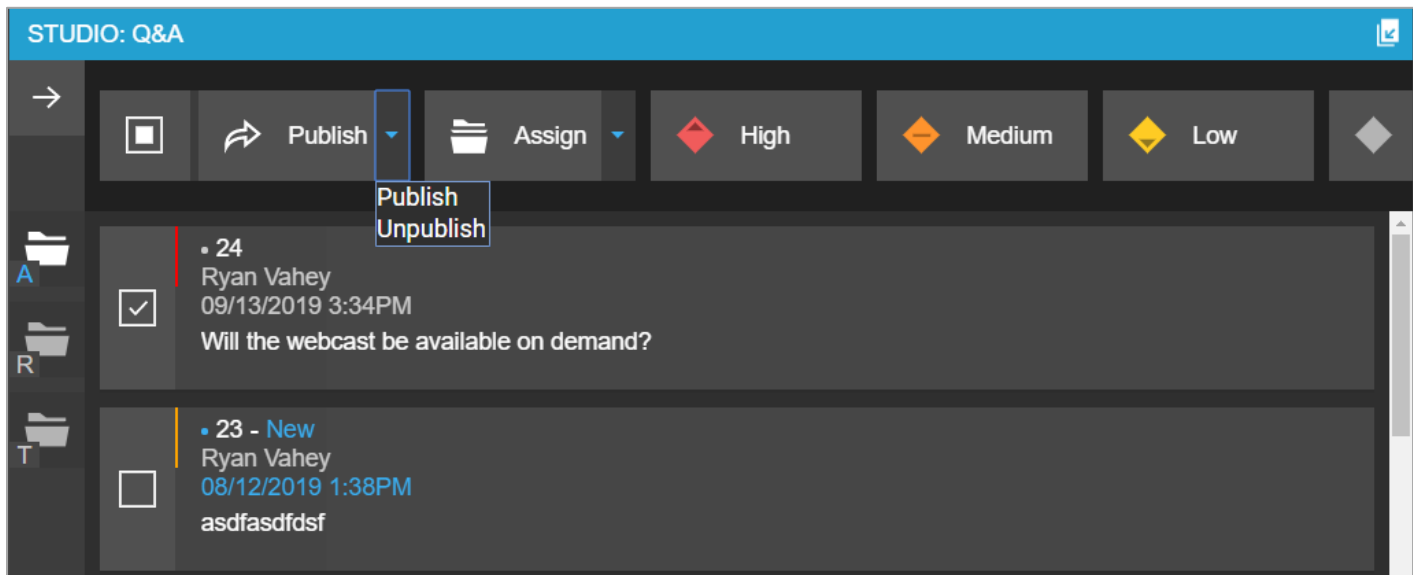
GENERATE

MANAGE

Updates

Studio Q&A – Tablet/Mobile

The staffer view of the Studio Q&A has been updated to allow for a question to be unpublished. In scenarios where a question gets pushed out to the audience by mistake or needs to be recalled, the “Unpublish” option will remove the question from the attendee view.

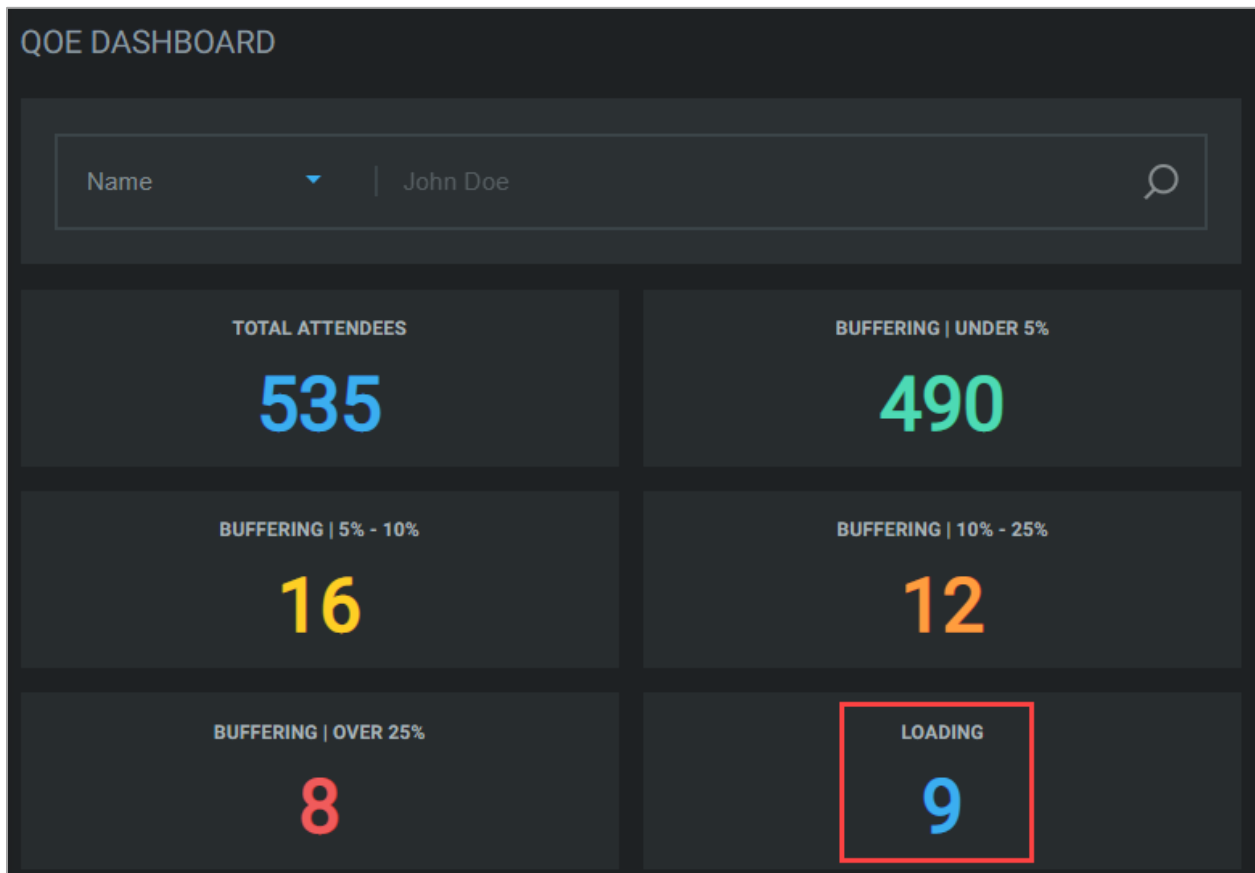


14.5 Release Notes – Available December 14, 2019

Monitor Tool / QoE Dashboard

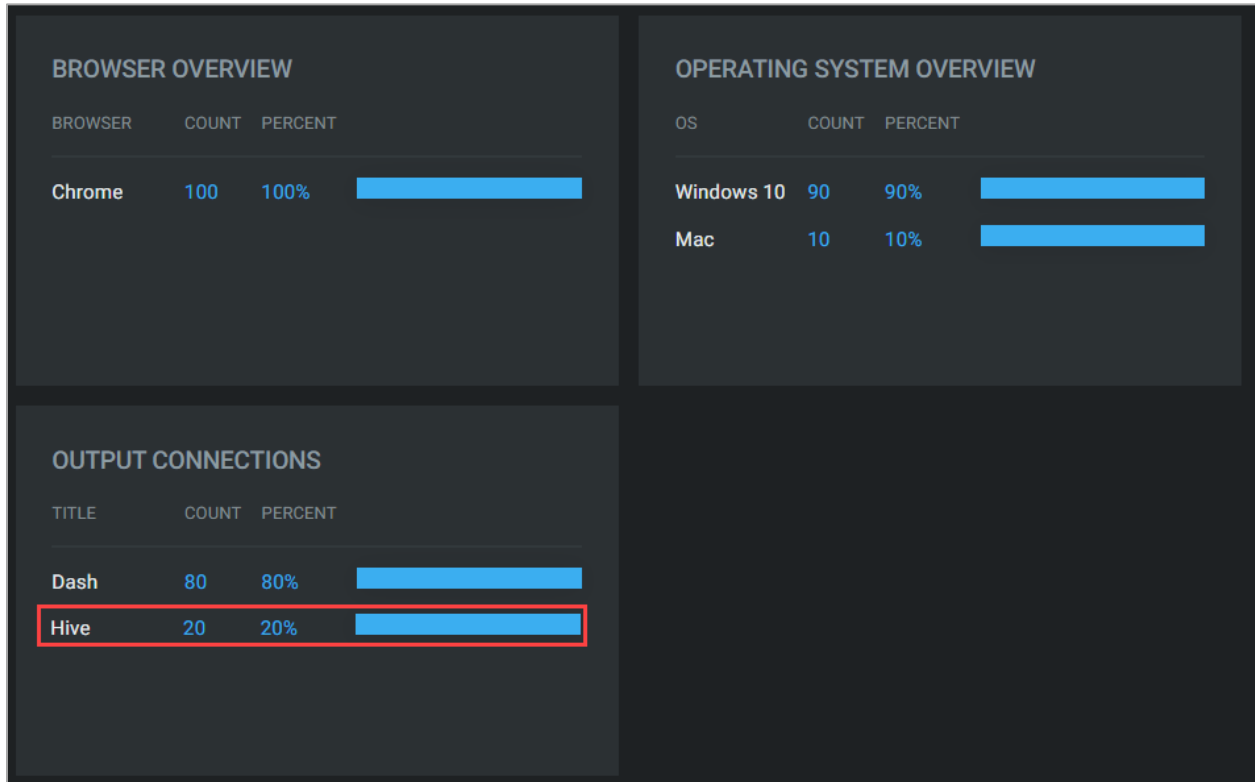
The following updates were made to the Monitor Tool / QoE Dashboard to provide improved tracking of the user connections.

Loading Category – A new category called “Loading” has been added to the dashboard to display users that have connected to the webcast, but their browser has not sent any data to the Studio platform. Once the browser reports back data to Studio, the user will be moved into one of the buffering measurement categories.



14.5 Release Notes – Available December 14, 2019

eCDN Tracking – Within the “OUTPUTS CONNECTIONS”, if there is an eCDN enabled for the webcast, the count of users who are connecting via an eCDN will display in this section.

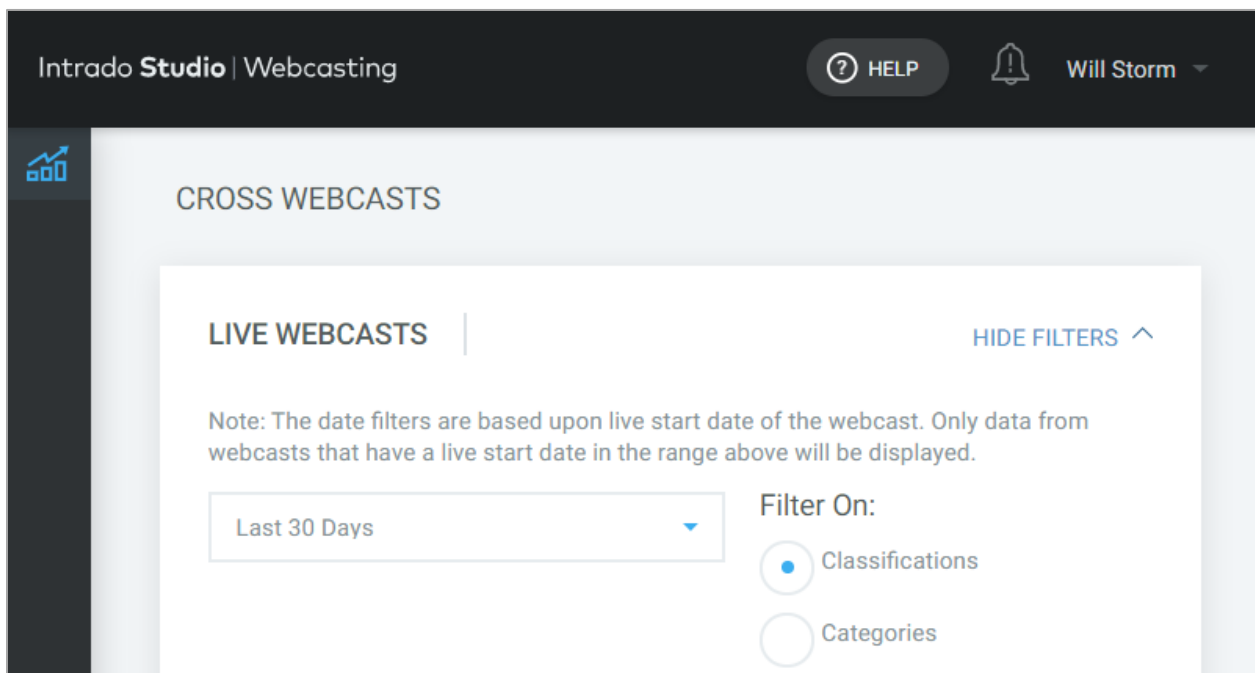


WEBCASTING SETUP

New Features

Cross-Webcast Metrics Role

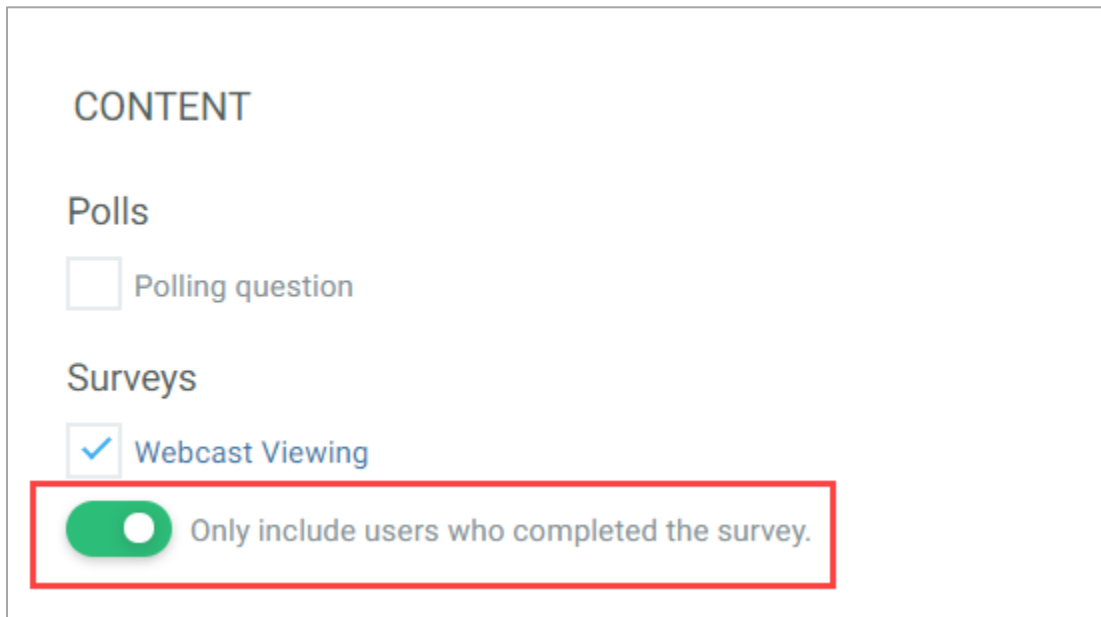
A new administrator role has been added to Studio Webcasting that will allow an administrator to be setup and only give permission rights to access the Cross-Webcast Report. This provides webcast owners the ability to give stakeholders access to run the cross-webcast reports without providing access to the setup screens for a webcast.



Updates

Report Builder

The Report Builder tool has been updated to allow for reports to be created and filtered to only return users that completed a specific webcast survey. This provides the webcast owners with the ability to further filter their data so they can export precise data sets on who completed a specific survey.



CONTENT

Polls

Polling question

Surveys

Webcast Viewing

Only include users who completed the survey.

Additionally, when copying a specific webcast or template any Report Builder reports will now be copied over which allows a webcast owner to predefine the reports, they want to use across all their webcasts.

Speaker Display Variable

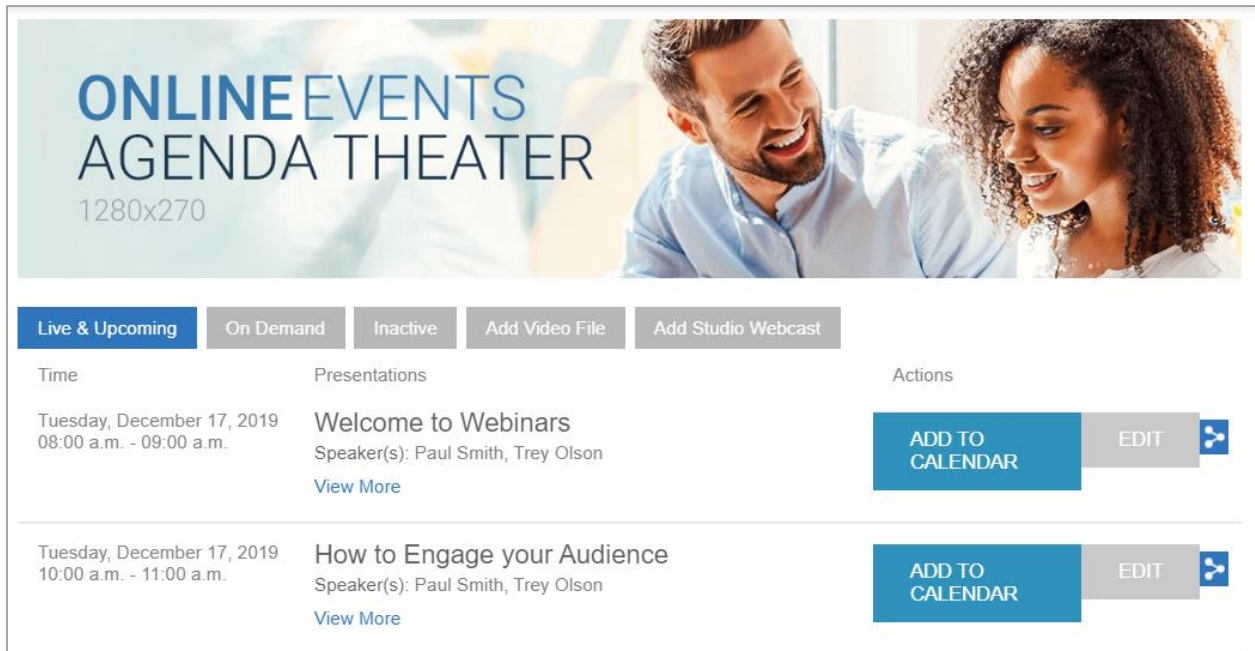
The speaker display merge variable `[$WCSpeakerDisplayHTML]` which gets displayed on the registration and login pages has been updated to include the speaker's title and company.



VIRTUAL EVENTS

New Features

Channel Theater - Responsive

A new version of the Channel Theater space is now available that is fully responsive. This new theater space follows the same design as the other responsive Virtual Event spaces and supports the power of program wizard with a responsive attendee view.



Time	Presentations	Actions
Tuesday, December 17, 2019 08:00 a.m. - 09:00 a.m.	Welcome to Webinars Speaker(s): Paul Smith, Trey Olson View More	ADD TO CALENDAR EDIT 
Tuesday, December 17, 2019 10:00 a.m. - 11:00 a.m.	How to Engage your Audience Speaker(s): Paul Smith, Trey Olson View More	ADD TO CALENDAR EDIT 

Updates

Virtual Event Administrator Portal

There are several updates to the Virtual Event administrator portal that have been done to remove sections that have been deprecated from the platform. Additionally, there were several changes made to simplify the setup the screens within the various admin sections.

Dashboard

- The “Dated Content Activity” has been removed from the dashboard and replaced with the “Environment Dates”.

Dashboard

This section includes access to all links that can be used to access event areas and the analysis of your event setup. [Learn more >](#)

Users

User Type	Registrations	Online Logins	Unique Logins
Attendee	45	0	29
Sponsor	8	0	6

Links

Event login with system check [open](#)
<https://stage.onlinexperiences.com/Launch/Event.htm?ShowKey=11080>
[Language Options](#)

Event login without system check [open](#)
<https://stage.onlinexperiences.com/scripts/Server.nxp?LASCmd=L:0&AI=1&InitialDisplay=1&ClientBrowser=0&ShowKey=11080>
[Language Options](#)

Registration [open](#)
<https://stage.onlinexperiences.com/Launch/QRReg.htm?ShowUUID=D1C647F6-020F-4796-8228-306C00ABD24D>
[Language Options](#)

Data Portal [open](#)
<https://stage.onlinexperiences.com/Launch/DataPortal.htm?ShowKey=11080>
[Language Options](#)

Space Builder [open](#)
<https://stage.onlinexperiences.com/Launch/Setup.htm?ShowKey=11080>
[Language Options](#)

Environment Dates

Type	From	To	In Past	269 days	All
Open Registration	07/05/2019	09/05/2020	In Past	269 days	All
Event Dates	09/05/2019	09/05/2019	In Past	In Past	All
After Event Access Dates	09/05/2019	09/05/2020	In Past	270 days	All
Data Portal Access Dates	07/05/2019	09/05/2020	In Past	269 days	All

General Settings

- With Flash being deprecated, the “Chat Technology” section has been removed from the General Settings.
- The “System Check Options” have been updated to only display the ability to Disable the popup blocker test.

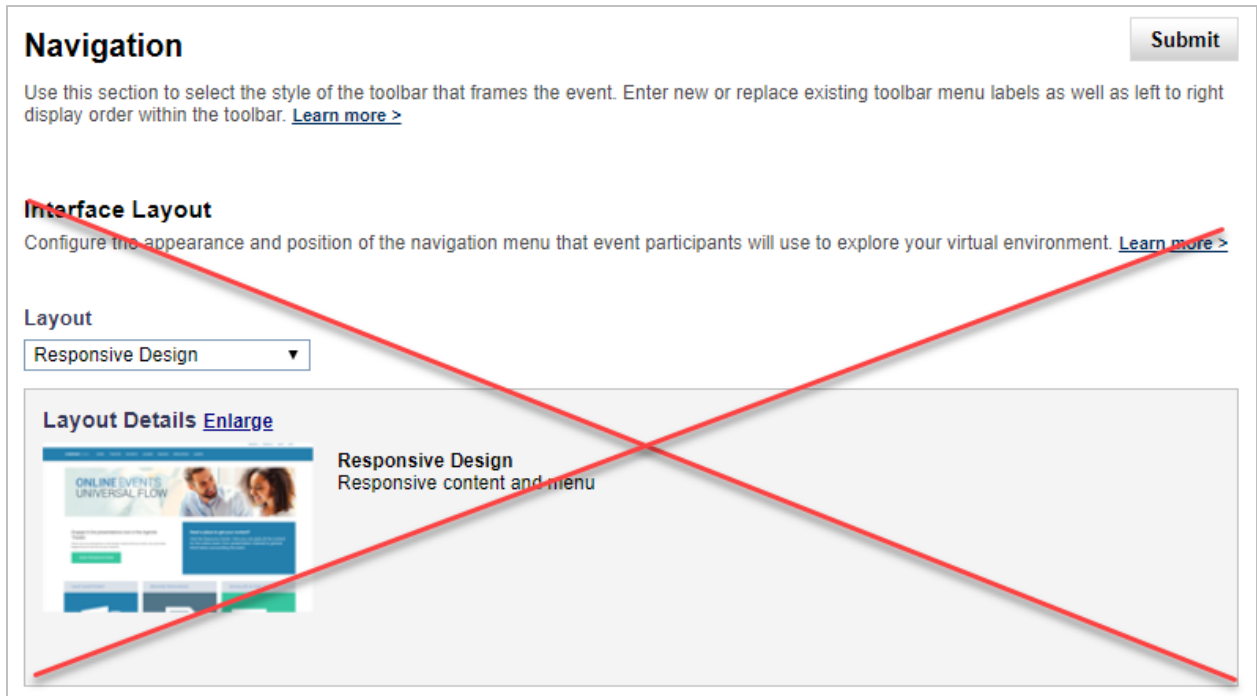
System Check Options

The system check makes sure that a participant's computer is properly configured to view the event. [Learn more >](#)

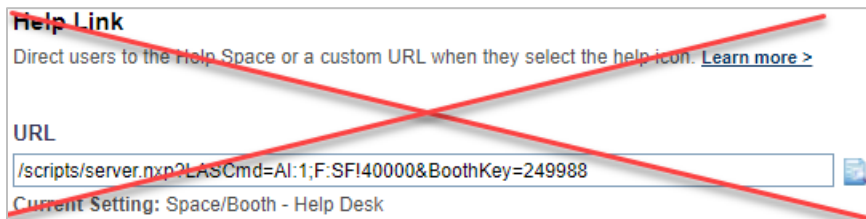
Disable Popup Blocker Test In System Check

Navigation

- The Interface Layout area is being removed from the navigation as the layout is always defined by the template that is selected when creating the event.



- The Help Link is being removed as it was used for a layout that has been deprecated.



14.5 Release Notes – Available December 14, 2019

Users

- In the User Profile setup, the tabbed profile option has been removed. The social profile is the more optimized profile and the move forward profile for all Virtual Events.

User Profile

- Social Profile - Select a template to display expanded user information and features ⓘ

Editable Profile:

Profile Display:

Booth Rep Chat

There are several updates to the “Booth Rep Chat” feature in this product release. These updates provide the booth reps with more flexibility and ease of use within the rep chat, allowing them to manage all communication taking place within their booth. The following are all updates within the booth rep chat:

- Staff count will display the numerical count of how many staffers are logged in.
- The Staff list will sort alphabetically with online staffers first.
- The Recent list will only show the last dated conversation with a user, not every instance of it.
- The icon color of the booth rep access will be updated with the booth colors you set within booth builder.
- The hover display will open the user’s profile information.
- The Active Chats label is being changed to My Active Chats
- Added the ability to start a private chat with a user without having to click into their profile.

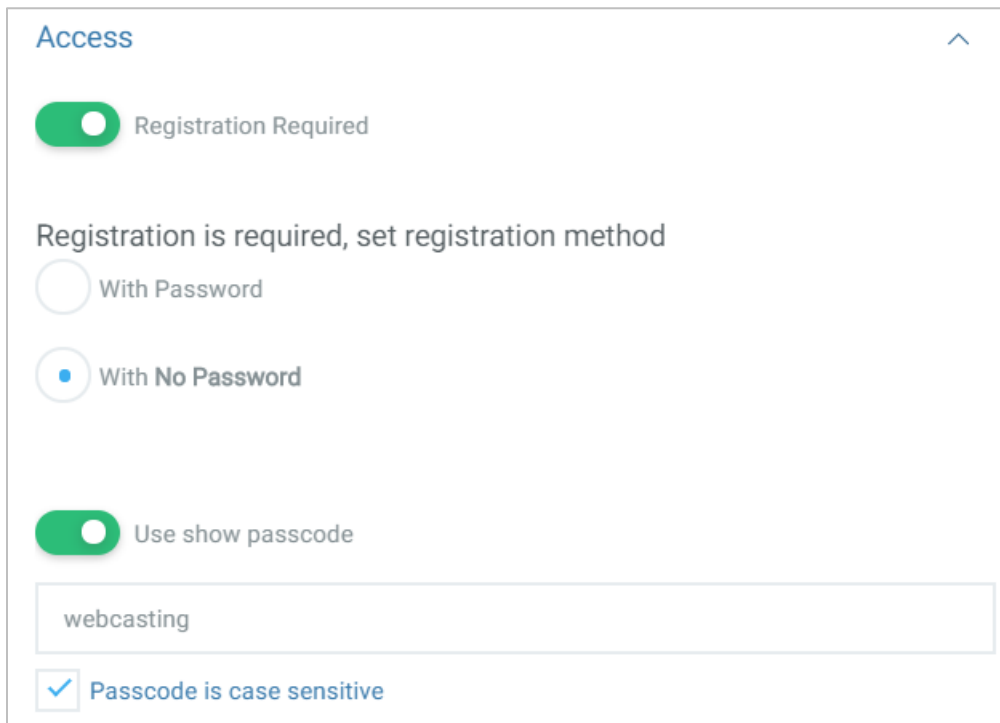
CROSS-PLATFORM FEATURES

New Features

Show Passcode

Webcast/Event owners now have the option to include a global passcode that all attendees must enter prior to authenticating in the event. This passcode can only be used for webcasts/events that do not require the attendee to enter their own user generated password during registration. The passcode can be entered in the Settings pages of Studio Webcasting and Virtual Events and can optionally be set to be case sensitive.

Additionally, when sending out email communications through the Studio/Virtual Event platform, there is a new merge variable for the passcode that will allow owners to communicate the passcode to the registered attendees prior to the live day.



Access ^

Registration Required

Registration is required, set registration method

With Password

With No Password

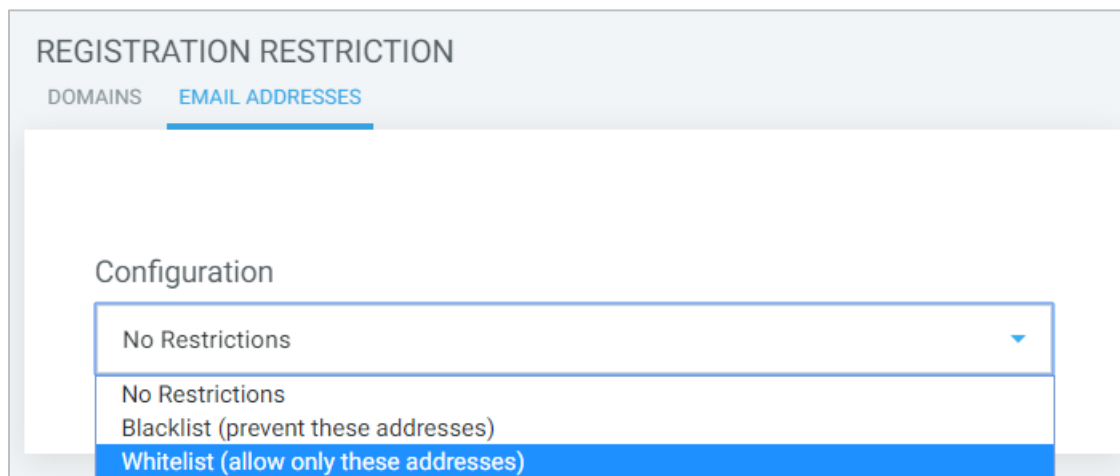
Use show passcode

webcasting

Passcode is case sensitive

Registration Restrictions by Email Address

The ability to whitelist or blacklist by email address during registration has been added to the Studio Webcasting and Virtual Events. This provides webcast/event owners with the option of entering or importing a list of email addresses that are either approved or blocked from registering for the webcast/event. When using the “Whitelist” option, only the defined email addresses will be allowed to complete the registration process. When using the “Blacklist” option, any email address defined in the list will not be allowed to complete the registration process, while any email addresses not defined in the list will be allowed to register.



14.5 Release Notes – Available December 14, 2019

Restrict Login Access by Website Referrer

The ability to restrict access to an event or webcast based on the website the attendees originate from has been added to the platform. Webcast/Event owners can add one to many websites and only users who click on a login link from those pre-defined websites will be allowed access into the event after authenticating.

SHOW LOGIN VALID REFERRERS

https://www.intrado.com
https://studiowebcasting.com
Add New Item...

Single Sign-On Options

The Single-Sign On (SSO) options have been enhanced to allow for a webcast/event to configure with both SSO and Standard Authentication for access. This provides customers with the convenience of allowing their internal employees to authenticate via their corporate identity provider and allow any external user to register/authenticate via the standard method.

AUTHENTICATION METHOD

Please select an authentication provider.

Corporate Single Sign-On

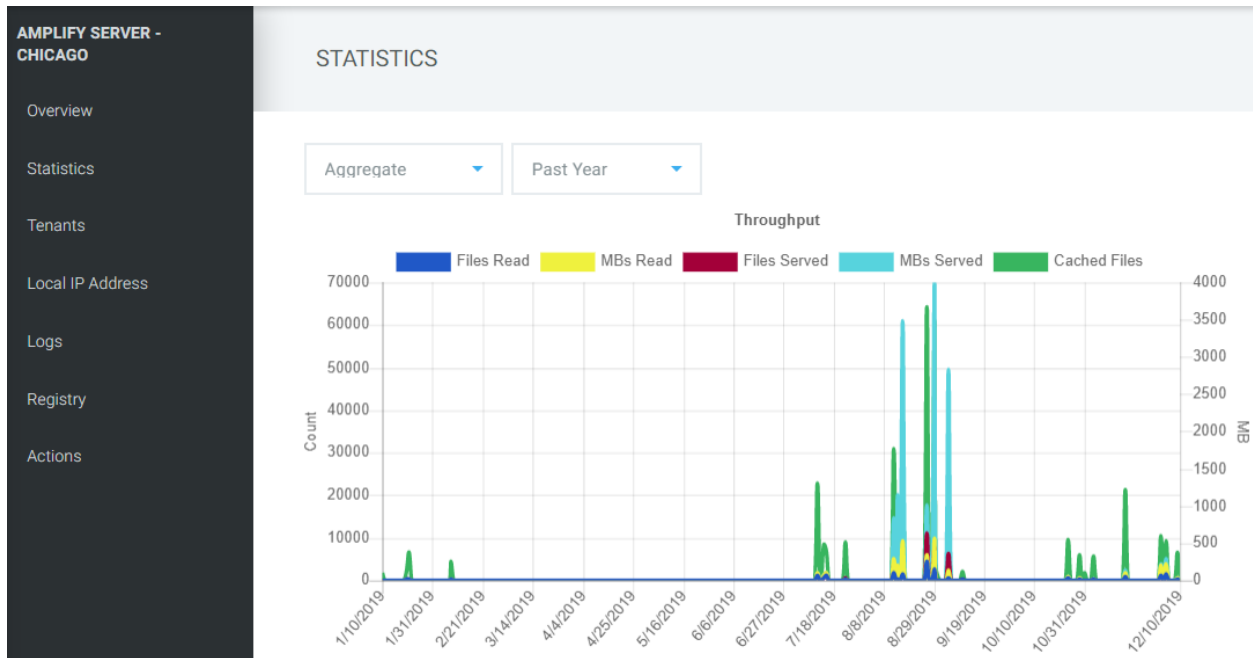
Standard Authentication

[LOGIN](#)

14.5 Release Notes – Available December 14, 2019

Amplify (eCDN) Dashboard

Access to the Amplify (Intrado’s caching CDN) Dashboard has been added within Studio Webcasting, Virtual Events, and Video Portals providing customers with the ability to manage their Amplify servers, view statistics, and pull the server logs. Previously this information was only accessible to the client’s Amplify administrator.



Updates

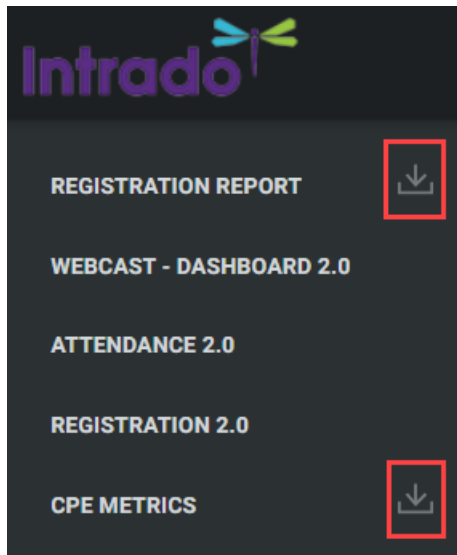
Marketing Automation Schedules

The Marketing Automation (e.g. Marketo, Eloqua) schedule setup has been updated with a new option to allow for new transfers to be automatically scheduled, based on the Live + OnDemand dates. When copying a webcast/event with this option enabled, a resulting transfer schedule will be automatically scheduled.

14.5 Release Notes – Available December 14, 2019

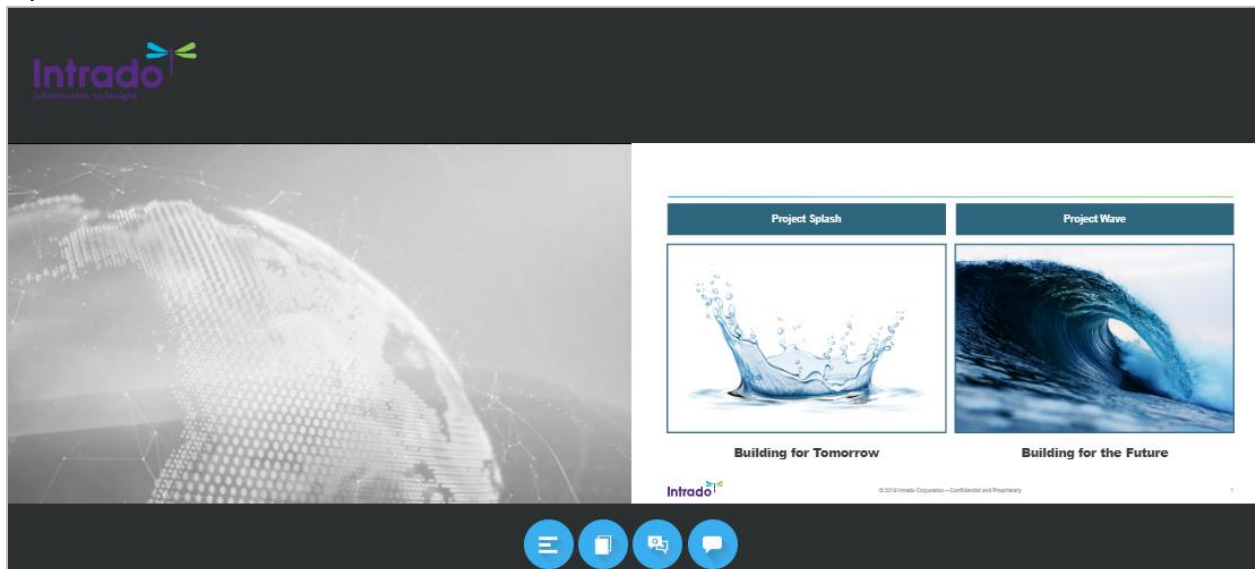
Data Portal – User List Reports

The user list reports have been optimized to allow for a direct download of the reports into Excel, providing webcast/event owners the ability to export the data without having to load the report into their browser prior to downloading. This is extremely helpful with the large volume reports where the main goal is download the data to import it into another system.



Webcast Layout – Side by Side Template


A new webcast layout has been added to the template library. This layout displays the video and slides panels with the same dimensions and includes the Q&A panel below the slides. This layout is available for all Studio webcasts.



14.5 Release Notes – Available December 14, 2019

CPE Admin Tool

The CPE Admin tool has been updated with a new column titled "Awarded By" which displays the name of the administrator who manually awarded the user a certificate. This is extremely beneficial as it provides owners with an audit trail so they know who completed this action.

SELECT	NAME	COMPANY	EMAIL	COMPLETED	AWARDED BY
<input checked="" type="checkbox"/>	Bruni		BRUNIPAU3@XYZ.COM	06/21/2018 11:37AM 	Joe Admin

TECHNICAL REQUIREMENTS

You can find the technical requirements for the Intrado platform by clicking on the below link. **These requirements will be updated on 12/14/19.**

[TECHNICAL REQUIREMENTS](#)

Upcoming 2020 Release Schedule

Release	Time
March 14, 2020 – Release 14.6	6am CT until 10am CT / 11am GMT until 3pm GMT
June 20, 2020 – Release 14.7	6am CT until 10am CT / 11am GMT until 3pm GMT