

Streaming Product Release Notes 15.4  
NA data center deployment: December 18<sup>th</sup>, 2021  
APAC cloud environment deployment: December 18<sup>th</sup>, 2021



# Streaming Product Release Notes 15.4 December 18<sup>th</sup>, 2021

## Virtual Events

### Updates

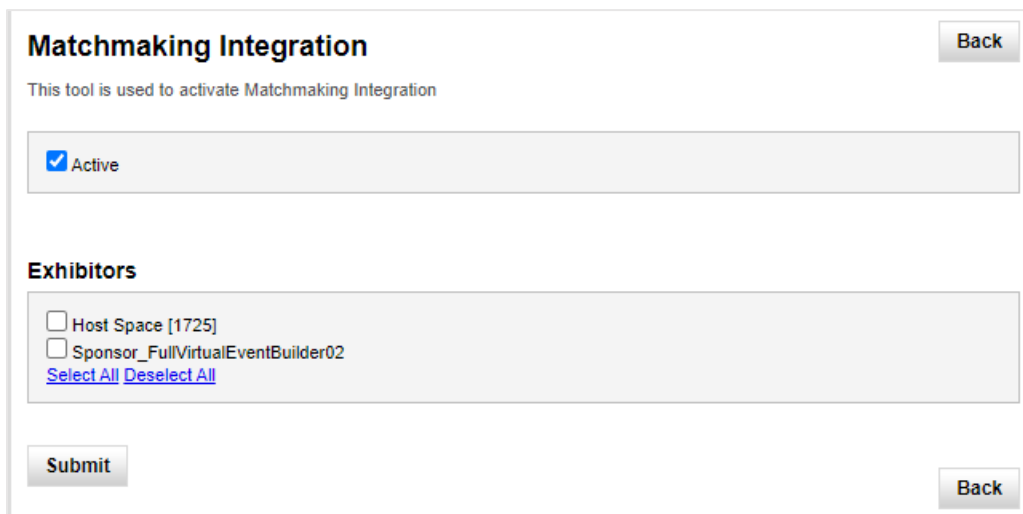
#### Matchmaking Optimizations

We have completed multiple optimizations to core features of Matchmaking to improve the experience for Admins, Attendees and Sponsors within our Virtual Events platform.

Events utilizing our Scribe connector for attendee registrations are now able to pass each user's opt-in status for Matchmaking during registration. The status can also be updated via Scribe, or a standard API call, for any registered user, should it need to be changed at a later date.

The opt-in value is now available within our stock User List reports to easily identify who has opted into Matchmaking. It is also available as a mappable column when utilizing the Mass Upload tool to import a list of users for an event.

Admins now have the capability to select which Sponsors to include as Exhibitors in Matchmaking for each event. Within the Event Tools > Matchmaking Integration menu resides a list of all available Sponsors in the tenant, allowing the Admin to select which should be included. Sponsors that will not be participating in Matchmaking can now be excluded from the Exhibitor features entirely.



**Matchmaking Integration** Back

This tool is used to activate Matchmaking Integration

Active

**Exhibitors**

Host Space [1725]  
 Sponsor\_FullVirtualEventBuilder02  
[Select All](#) [Deselect All](#)

Submit Back

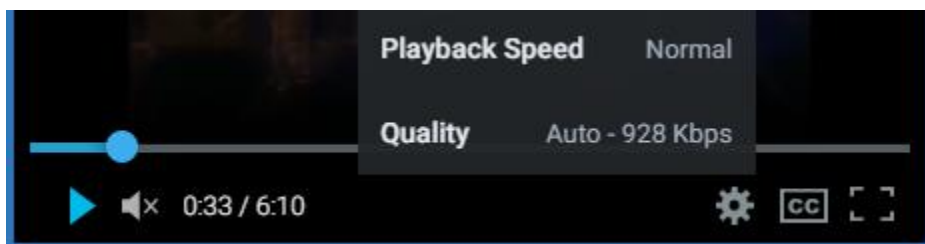
Additionally, Sponsor Users are now automatically mapped to the desired Exhibitor account within the Matchmaking interface. This replaces the manual process previously needed to create this relationship. The relationship will be completed for all Sponsor Users created after their associated Sponsor account is enabled in the Matchmaking Integration Exhibitor list.

## Studio

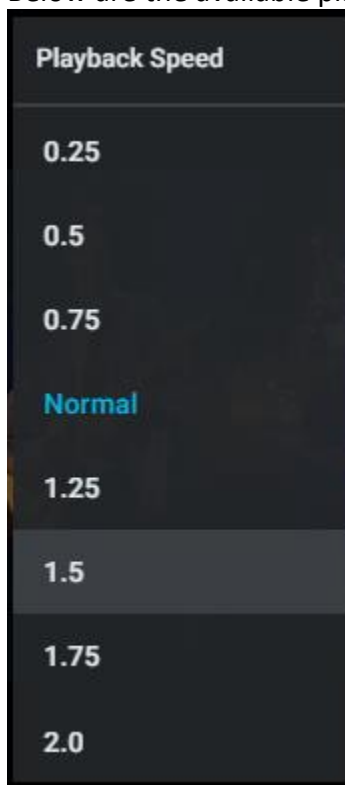
### New Features

#### On Demand Playback Speeds

Within the Studio media player, playback speeds have been added for on demand viewing. The speeds are located within the gear icon on the player. Once selected, the viewer will see the current playback speed selected and can adjust the speed to be slower or faster.




Below are the available playback speeds that can be selected during an on demand webcast.



## Updates

### Staffer Roles Updated

The Studio staffer roles have been updated to include additional rights for the Admin role. The existing Admin role has been updated to include the right for “Override Ending of Screen Share”. Additionally, a new role has been added called “Admin + Webcam”. This role is the same as the “Admin” role with the additional right for “Auto Ask for Webcam/Mic”.

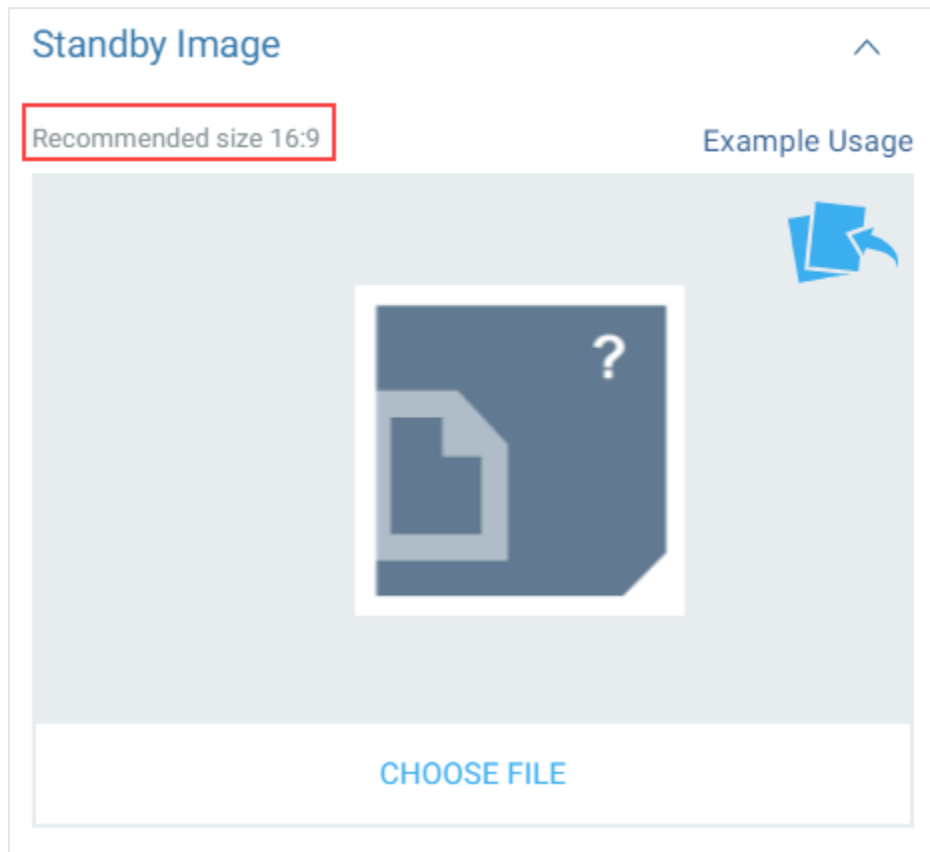


## Studio Webcasting

### Update

#### Standby Image

The recommended ratio size for the Studio standby image has been updated from 4:3 to 16:9.



## Cross Platform

### Updates

#### Show User Activity & Registration Activity API

The Show User and Registration activity APIs have been updated with a new parameter that allows the data to be outputted in JSON format.

## TECHNICAL REQUIREMENTS

You can find the technical requirements for the Notified platform by clicking on the below link. **These requirements will be updated on 12/18/21.**

[TECHNICAL REQUIREMENTS](#)